

Autonomous Robots for Transport Applications

Yang Lu

Department of Electrical & Electronic Engineering, The University of Manchester,
Manchester, United Kingdom, M13 9PL

Abstract—Even though automation of travel systems is already happening, it's important to know how the introduction of self-driving cars might change people's transportation habits because changes in these choices could have an effect on health as well as the long-term viability and efficiency of transportation systems. For this study to be useful in Australia, it had to fill in this information gap that had been seen. The people who answered gave information about their backgrounds, the ways they currently travel, the importance they thought certain aspects of transportation were, and their feelings about self-driving cars. Then, they read a story that had been shaped by the opinions of experts and that talked about a future where cars would drive themselves. After reading the story, the people who answered picked the types of transportation they would most likely use in that scenario. They used descriptive studies to look at how transport choices have changed and regression models to figure out the factors that would be used to predict how transport options will change in the future. A lot of people who answered said they wanted to use outdoor, shared, and public travel more in the future than they do now. Half as many chances were taken to use private transport. In general, better public transportation, a workable system for active transportation, and fairly cheap shared driverless cars were seen as positive changes in how people planned to use transportation in the imagined situation. In the event that politicians are able to take action to achieve these results, the autonomization of transportation is likely to result in good changes to society.

Keywords—Autonomous vehicles; transport choices; sustainability; health; physical activity; active transport; shared autonomous vehicles; private autonomous vehicles; public transport

I. INTRODUCTION

The thought behind the suggested online terrain learning method comes from long-term tasks where self-driving robots would improve their operational effectiveness while travelling through environments they had not seen before. One way to find tough terrain, like big rocks, is to use a graphic picture of the world that can be seen. These areas of land could be called

barriers. The NASA Mars Rover Spirit got stuck in soft sand and did these things [1]. We use the given method to teach a "black box" model to decide if the terrain is suitable for travel in a certain setting based on how it looks [2]. We assume that some terra-mechanical factors are unknown. We recommend that ground models be learned online in small steps [3] as part of long-term deployments and research trips [4]. It is possible that the link between how the land looks and how easy it can be travelled may only work in certain places. You can learn how to do traversability evaluation online, and these robots are a great way to show how useful it is. This new method is different from what has been done before because it considers the different ways the robot moves and lets different terrain-gait movement cost models be found. The suggested exploration method also gives a broad answer [5] that takes into account both the learning of the passage cost models and the discovery of space. This is an important benefit.

The suggested method uses geometric models based on a grid-based elevation map to find the parts of the world that can't be explored [6]. The six-legged walking robot is shown in Fig. 1. The robot trains these models by using the experience it has gained by walking on surfaces that look like the ones it is training on. A type of regressor called Gaussian process (GP) is used in the traversal cost models [7]. Based on how the land looks, these regressors make guesses about how much it will cost to cross. The shape and movement cost models are being made in stages. During the rollout, each model will keep giving you a list of exploration goals that you need to meet in order to learn more about and improve the model. The exploration strategy is to figure out the order of the travel goals that need to be visited for each of the possible goal places. People think that this order can help solve the Generalised Travelling Salesman Problem (GTSP) [8] in a way that isn't biased and takes into account the "TSP distance cost" [9]. The sixth section, we will analyse the advantages and disadvantages of the strategy that has been suggested.




Fig. 1. A six-legged walking robot (Forouhar et al., 2021). (B) A possible way to use it.

A. *Research Challenges:*

The article points out six issues that need to be fixed before self-driving robots can be made:

- 1) Coming up with ways to make sure robots can work safely in busy and complicated places while also modelling how robots interact with each other;
- 2) New methods for self-directed learning need to be thought about in terms of making decisions, then tested and put into action;
- 3) There is room for improvement in how the fleet is managed, the standard of services, and how well the website works;
- 4) There needs to be a better way to work when the weather is bad.
- 5) Methods for evaluating safety need to be checked.
- 6) Perception and planning need to be closely connected in terms of how doubt spreads directly.

II. RELATED WORK

For the purpose of effectively implementing delivery robots in public settings, it is essential that the delivery robot interacts with the environment in a manner that is both effective and efficient. [10] say that people and traffic need to be ready to deal with the delivery robot when it comes out. In the literature review that is being done to find the mental components, two of the newest parts are included.

A. *How Well New Travel Ideas Work*

“Performance of new technology is a key measure of the amount of success,” say [11]. This performance may include a lot of different things. The year 2021 by [12] are having problems right now because they need to change to meet their current and future needs. If possible, travel innovations should

be able to work with the way things are now. The surroundings may also be changed to fit the new technology in a way that makes sense whenever the areas change or when they are built from scratch. [13] say that it can be hard to make or set up automated systems in public places because it depends on the people, the room, and their habits. It's hard to make or use automatic tools because of this. [14] Fisher put out a set of rules that were meant to help people make automatic apps that can be used in towns. The clean and wonderful nature of cities, their safety and continuity, the ease of movement, the variety, the clarity, and the adaptability of cities are some of the things that make up this group. It is very important that people can move around freely [13]. These fears should not be ignored now that delivery robots are seen in public places. These problems are connected to success factors such as change, speed, and stability. There isn't a lot of research on how a transport robot deals with its surroundings yet. Five things that [10] came up with were used to rate how well swarm robots worked. These factors were linked to: being able to do it, being useful, being acceptable, and being necessary. These things could be used in the situation of transport robots working in a traffic area. "Feasibility" means that the robot's risks and opportunities are real. This means that the delivery robot has to work in a safe way when we talk about its performance. In the second factor, "manageability," the tasks of the computer that can be easily carried out without breaking any rules is what is meant. For delivery robots, this might not be seen as breaking any road rules, which is what the element compliance is.

Because of this, the things that matter only happen when the robot is moving. They don't change how well the delivery service works, like picking up and dropping off goods. The papers are used to figure out what makes this work different. These factors are turned into markers and can be used for evaluation (see Table I).

TABLE I. MEASUREABLE PERFORMANCE PARAMETERS FROM LITERATURE STUDY

Source\performance factors	Pace	Continuity	Deviation	Safety	Compliance (number of violated traffic rules)
[10]	Synchronization	Functionality of individual robots robustness	Reliability, robustness	Reliability	Reliability, swarm intelligence
[14]	Ease of movement	Ease of movement, adaptability	Ease of movement		Legislation
[13]	Flow of people must not be adversely affected		Flow of people must not be adversely affected	Flow of people must not be adversely affected	Flow of people must not be adversely affected

B. *Social Acceptance of Technology Innovation*

In the context of technology breakthroughs that are applied in public spaces, acceptance is an essential component. The only way for the innovation to be successful is for people to engage with it and embrace it [15]. Therefore, [16] says that an idea must first meet the basic requirements for usefulness and be seen as useful in order to be accepted. The main focus of this study is on the innovation that happens in the transportation setting. Because of this, social approval is being looked into. People who are not using the road, like walkers or other road users, are in this group.

Most of the time, models of technology acceptance look at how well the person who will use the technology can accept it

[17]. Technology Adoption Model (TAM) is the first and most popular one. Davis says that these two things have an effect on adoption. The good drive to use technology is linked to these things. This is known as a relationship. We accept this model based on how it is used. These parts have an effect on people because of different rules, how useful they are, and how they feel about technology. A lot of different types of people have built on TAM in their own fields. People also know about the Unified Theory of Acceptance and Use of Technology (UTAUT), which is another form of acceptance. It was made in [18]. The two things that come from TAM in this case are known as success expectation and effort expectation. Part of this model is also the thought of social effect. The TAM and UTAUT models are more general and can be used in a lot of different tech settings. There are two more models that can only

be used for automation systems. Things like faith, safety, and worry are in these models, which were made to be better than the first ones [19, 20]. There are other models that are used to study robots. guesses what people will do if they are asked to use delivery robots. This plan was made by [21, 22], who looked into how people in Germany actually use transportation robots. To do this, they used a bigger version of the UTAUT model that was already known to work with last-mile transport robots.

Acceptance of sidewalks by people who don't use them is also necessary for people to live together peacefully on streets. Some things that are connected to use, like useful and social contact, look and form, usage, and liberty, may not be important to people who don't use the product, according to [22]. The concept of Existence Acceptance (EA) was presented by them, with the primary emphasis being placed on the acceptance of the delivery robot's existence in a passive manner. Among the factors that are taken into consideration are the degree of skill, curiosity, discomfort, pleasure, as well as the overall recognised usefulness for society and the subjective social standards.

Research conducted on other automated systems, on the other hand, offers some unique perspectives. In [23] talked about whether or not autonomous driving is acceptable. They talk about a two-level category system in their piece. This system says that things that are related to items and things that are related to themes both happen in a certain situation. It is now being thought about how to accept the functional side as part of this study on transport robots. This is the reason why style and privacy aren't thought about. The "perceived features of the technology" and "evaluative attitudes expectations" parts of the two-level category system are the only ones that matter in this case because of this. You can see that these elements are ease, comfort, and excitement, all of which are linked to these traits. Getting robots into public places can be based on how useful the idea is thought to be, how easy it is thought to share the road, and the vehicle's specs. The general usefulness of transport robots, how predictable the robot is, and how big the robot is all connected factors. The acceptance model literature comparison is shown in Table II.

TABLE II. ILLUSTRATES THE ACCEPTANCE MODEL LITERATURE AND ESSENTIAL ELEMENTS

Source	Factors found	Predictability (difference in the expected and the actual behaviour of the robot)	Competence (functioning of the robot)	Comfort (non-annoyance caused by the robot)	Dimension (size of the robot)
Davis(1989)	Perceived ease of use		×	×	
Venkatesh et al.(2003)	Performance expectancy	×	×	×	
Ghazizadeh et al.(2012)	Compatibility and trust		×	×	
Osswald et al.(2012)	Perceived safety	×	×	×	×
Kapsler and abdelrahman (2020)	Perceived risk and price sensitivity	×	×	×	×
Abrams et al.(2012)	Competence and discomfort	×	×	×	×

You can figure out a lot of things that affect how well an idea is accepted by reading about technology acceptance models and how people use tools. Because of this, the following list of important things is made:

- Predictability refers to the degree to which the robot in question behaves differently from what was anticipated of it.
- Ability (the robot's ability to do its functions).
- Convenience (the absence of discomfort brought on by the robot).
- Size of the robot is referred to as its dimensions.

C. Conceptual Model

A survey of the relevant literature formed the basis for the elements that pertain to performance and acceptability that were discussed in the preceding subsections. A conceptual model is developed to illustrate the current linkages between public space, robots, and people. These are converted into the final

product. There is a description of the model in Fig. 2. The evaluation process is built on the foundation offered by the components that make up the conceptual model.

With regard to this study, the traffic environment is provided, as can be seen in Fig. 2. This environment has an impact on the functioning of the robot and also on the social acceptability of the robot. The variables that make up the performance are the following: pace, continuity, deviation, safety, and compliance. The state and the degree of roboreadiness are both determined by the combination of both dimensions. It is possible for the delivery robot to be effectively integrated into the public space if the factors have a value that is acceptable and, as a result, guarantee that there is an adequate level of the components.

Table III compares the autonomous transporters in terms of the environment in which they operate as well as the speed and range they can reach. It is highlighted whether these transporters benefit (“√”) or not (“X”) from a camera in interpreting the environment.

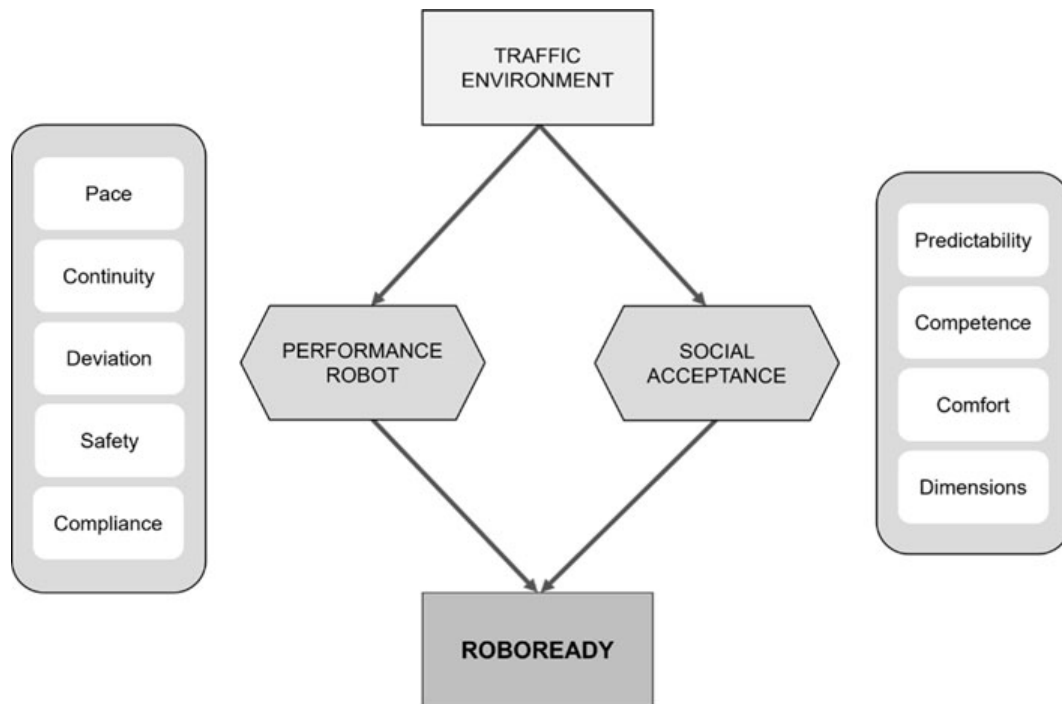


Fig. 2. Conceptual model of robo readiness factors.

TABLE III. COMPARISON OF AUTONOMOUS TRANSPORT SYSTEMS

Range	Environment	Speed	Camera
19.2 Km	Industrial	5 km/h	✓
N/A	Warehouse	5 km/h	N/A
N/A	Industrial	1.2 m/s	N/A
N/A	Industrial	40 m/min	✓
12 day	Industrial	45	X
95.0–137.9 cm	Industrial/home	N/A	✓
7 h	Hospital	1.0 m/s	✓
N/A	Hotel	N/A	✓
1 h	Office	1.0 m/s	✓
N/A	Industrial	N/A	✓

III. METHODOLOGY

When it comes to fully driverless cars, there is no longer any time to play around in the lab. One part of their automation is the addition of a new layer: neural intelligence that is specifically designed for the systems that the cars are built on.

The other hand, a big error could happen and not affect the system at all in other situations. The great degree of complexity that these software systems possess is dictated by the fact that they are extremely non-linear.

In Table IV, some of the things that are linked to self-driving cars are shown. The things that have been said about them so far give us an idea of what they can do.

As shown in Fig. 8, the incorporation of these newly developed characteristics into autonomous vehicles is contingent upon a number of transformations in terms of their development.

TABLE IV. AUTONOMOUS CAR CHARACTERISTICS

Changes	Extended objectives
Energy	Low-cost renewable energy
Emissions	No environmental impact at the tailpipe
Safety	Accident free vehicles
Congestion	Congestion free route. Easier parking
Affordability	Vehicles suitable for any type of luggage or purpose

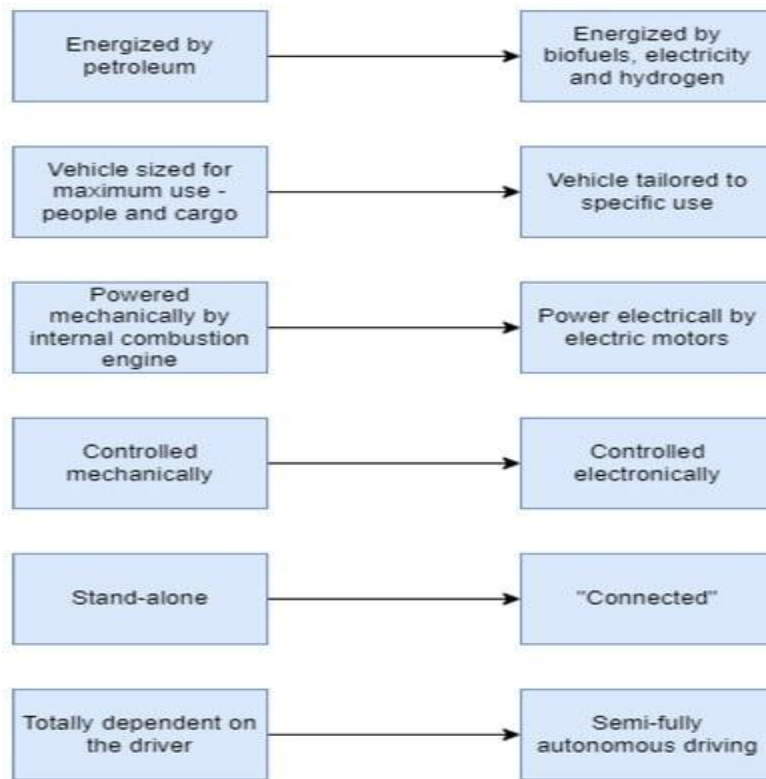


Fig. 3. Transposition of traits.

From 0 to 5, these levels are available. The completely autonomous cars that are capable of self-control and adaptability in a variety of conditions are included in Level 5, which is similar to the capabilities of human drivers. The transposition of traits is shown in Fig. 3.

Chen describes the coalition principle, which is a concept that refers to the sharing of data between cars for the purpose of receiving the next movements of traffic participants in front of the vehicle. Including disaster management, space missions, military operations, and as machines that are capable of driving themselves among other applications.

Further research and studies are conducted, it will be possible to create automobiles that are superior to those that are already available. In conclusion, the creation of algorithms that are executed on high-performance processors, such as those that Tesla has developed, is strongly tied to the future of autonomous cars. Specifically, the deadly accident that occurred on May 7, 2016, is a moment that demonstrates the greater attention that is being paid to the perceptions of these sensors.

Planning may be hindered by some factors, such as the presence of noise or uncertainty. In order to develop the approach that we prepare as well as the strategy of the far horizon, it is necessary to eliminate the hazards that are involved.

Despite this, the limits that are now in place in cities are a significant barrier to the marketing and implementation of these

autonomous vehicles. The following is a list of the qualities that make it difficult to advocate for the marketing of various kinds of automobiles:

It has been difficult to implement them since there is no high-level testing technique or theory available. New technologies need the revision and establishment of regulations that are relevant to autonomous driving. These laws need to be explicit and transparent.

The communication method between cars is currently highly unstable and restricted, with a vast sequence of activities that are not protected being employed in the communication process. As the speed of the vehicle increases, the system becomes more inadequate in terms of the outcomes that are recognised. Another issue that arises is the misunderstanding that occurs between the robot and the driver of the vehicle. This occurs because the robot misinterprets the participation of the traffic participants. Table III provides a comparison of the likelihood of success for one of the autonomous cars that have been examined.

The Scopus database between the years 1970 and 2022. In terms of the amount of papers, the field of self-driving cars took its first big step forward after 2003. Fig. 4 shows the details of literature.

As you can see in Fig. 5, this list is based on the ten places where the articles about the self-driving cars have been seen about the most. Italy came in third place, despite having 87 less publications than Japan.

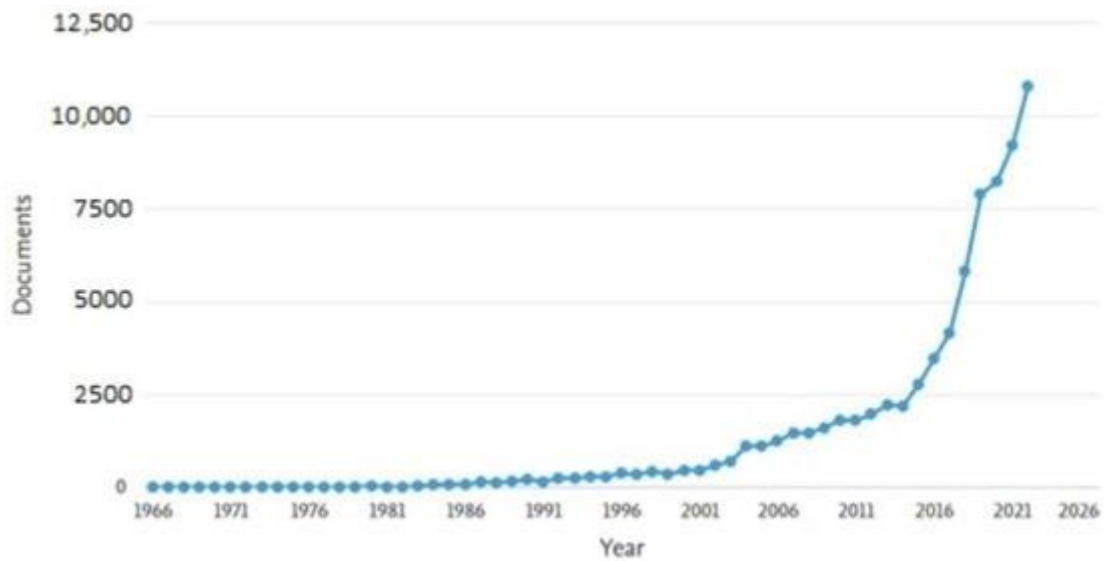


Fig. 4. Autonomous vehicle scientific literature volume trend.

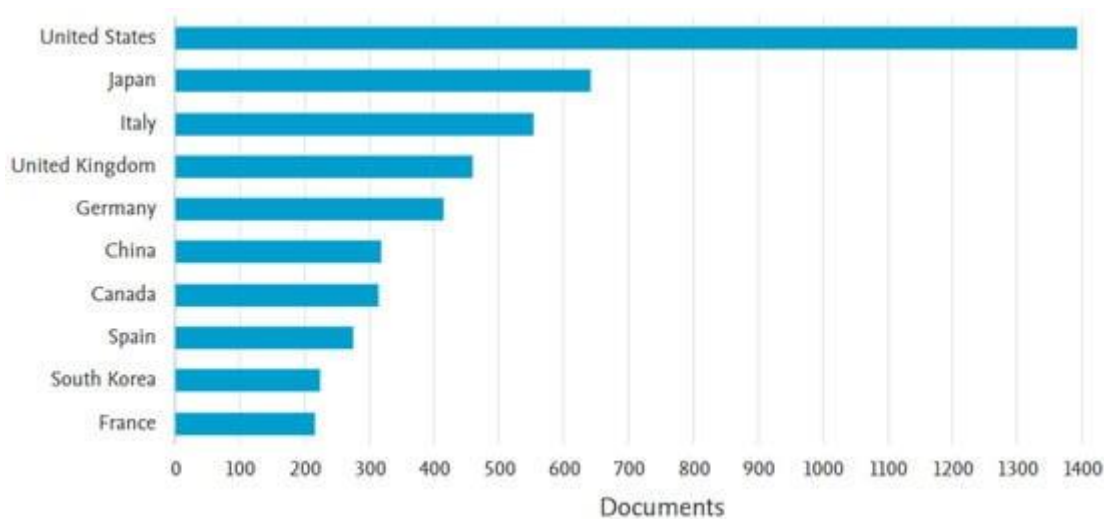


Fig. 5. Country categorization of autonomous vehicle scientific interest.

IV. DISCUSSION

We've discussed in depth about this paper how the production line's material supply works, which is currently done by machines. This makes managing the company's production ability very hard and leads to a lot of confusion, mistakes, and issues. As a result, we talk about two different ways to automate this process in the paper. One idea for controlling the flow of materials along the production line is to use a mobile robot that can move around on its own, has two charge stations, and can move 202 boxes per hour. The second plan also calls for the use of a mobile robot that can move around on its own to feed the production line and pick up empty boxes. This robot would have four charging stations, though.

After looking at the processes that were looked at and the different ways that they could be used—humans, traditional handling technology, or the robot E10—it is possible to figure out how much the proposed solution would save the company in terms of time, money, and efficiency.

The first choice was to send an employee and some handling gear, which included a truck and a delivery rig. After giving a detailed account of the supply process from the warehouse to the production line and back, we calculated the employee's work time to see how long it would take them to complete this process in order to meet the production line's need for eight pallets per hour. Based on the maths, it was found that it would take one worker about 50 minutes to complete the task, which means that person would not be able to meet the production line's demand of eight boxes per hour. Because of this, the business would need to send up to two workers and two tractor-trailers with two transport rigs per shift. The company would need to send up to eight workers to this process because it works on four shifts. Since the average speed of the cleaner and transport platforms is 4.5 km/h, the current state of automatically protected transfer of goods to the production line is not good enough. Other ways of handling tools need to be found. We did a lot of research and found that the worker who pulls the full pallets takes a 504-meter-long blue route to the

production line and a 321-meter-long red route with empty pallets. In a four-shift production facility, Table I shows what each worker does in more detail. Putting eight people to work for the company would cost about EUR 120,000 a year, and buying two tractors and eight transport frames would cost another EUR 12,000. The business also expects care costs of about EUR 6,000 per year. The first choice would cost the business a total of EUR 246,000. This choice seems to be less effective, more expensive, and less customisable. One problem is that it would be hard to meet the production line's requirement to deliver eight boxes per hour if employees got sick, took time off or were absent in some other way. It would also be hard to get the needed number of boxes to the production line if a truck or delivery unit broke down, which would slow down production.

The second choice is to use mobile robots that can move themselves from the building to the production line and back again. After going into great detail about the supply method, we had to figure out how long it would take the robot to send eight boxes per hour as needed by the production line. We did the maths and found that the process could be done by one robot in about 24 minutes. This means that one robot could do it twice, which would take 48 minutes. The robot could do half of the work in the last 12 minutes, or it could charge for those 12 minutes. One more box would be moved from the storeroom to the production line if the robot worked for the last 12 minutes. That's half of the process. It would be helpful to do the half process because it would add one more box to the production line every other hour. For this process, the company would use four robots to meet the needs of the production line.

Since the robots can work nonstop for 8 hours, the second choice seems to be the most efficient and flexible. Even if one of the robots broke down, the other three would still be able to send the necessary number of boxes to the production line. It costs more to use robots than to hire people to handle the equipment, but if the company chooses two charging stations, the price difference is only EUR 22,000.

When robots are used, warehouse workers no longer have to use material handling tools to move things automatically

from the warehouse to the production line. This is another benefit of robots. When robots are used, the number of direct workers who are needed to make the end product will go down, which could mean that the price of the finished product goes down as well.

It would be possible for the worker to pick up more materials while the robot moved the ones that were already there faster. The company should use robots to manage the process of moving boxes to and from the production line. This will save time and money for the company, as well as make operations run more smoothly and remove mistakes in the inventory and handling process.

Our plan for putting together an independent mobile robot is one of a kind because it can be used in any factory for any material supply task. In the future, work could be done to improve battery life and charge options. When the new robots get worn out, we will need to think about other ways to charge them and the option of using extra robots, since this is what happens in many places when automated guided vehicles are put in place. This paper only talks about putting new mobile robots that can move on their own into service. The batteries are the main issue. So, the production staff should be asked to take apart and put together a new battery. If not, the only easy thing left to do is buy one more robot just in case.

V. RESULTS

Recently, there have been some substantial changes in energy systems that have been developed and documented, and these changes have also had a large influence on the area of conveyors. Because of this technology, many recent improvements have been made to the creation of a programme whose main goal is to make controlling and tracking electric conveyors easier and more efficient. This programme tries to solve the important problem of making mixed systems use the least amount of energy possible. There are some very good industrial transporters on the market right now, like the Kiva System (Fig. 6).



Fig. 6. Carry robot.

Nowadays, accidents in factories mostly happen on conveyor belts that are operated by hand. This is why automation of production is so wanted. In addition to making products much better, these robots also help companies meet safety standards.

Industries that make things need autonomous mobile robots, or AMRs, to speed up some steps in the production process. Comparing the self-driving trucks is shown in Table IV. This table looks at the environments in which they work as well as their top speeds and longest ranges. It's important to find out if

these carriers get any benefits ("X") from having a camera around in order to understand their surroundings.

A staged study from 1931 to the end of 2022 was used to make Fig. 7. It shows how interest in this growth area changed over time. The number of writings on this topic changed a lot because of this.

Fig. 8 shows a score that comes from information in the Scopus library. Across the rest of the list, interest is steadily and steadily going down in all of the areas.

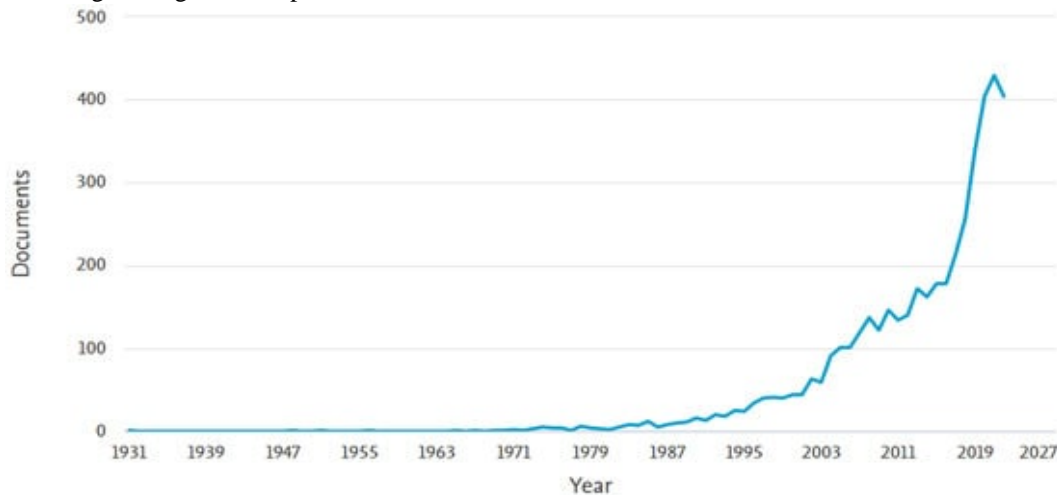


Fig. 7. Autonomous carrier scientific literature volume trend.

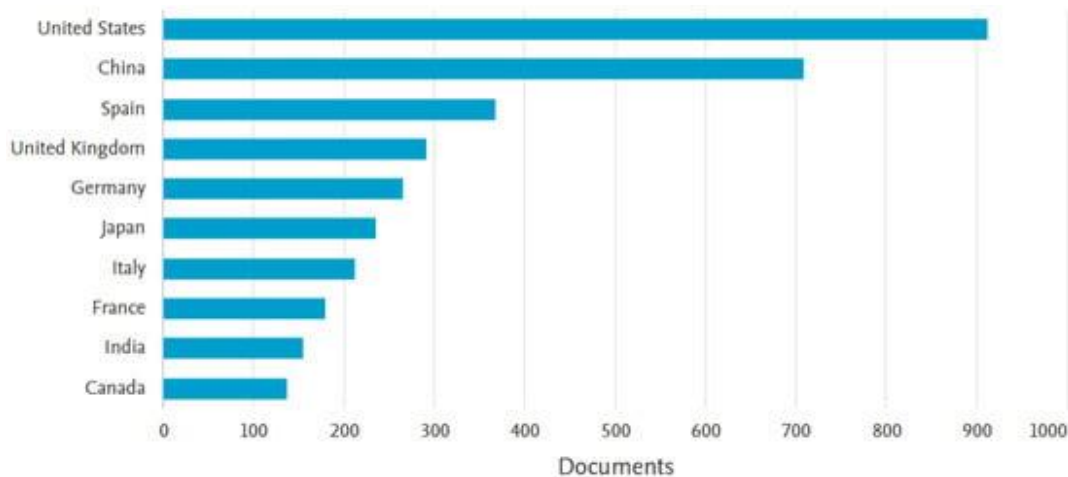


Fig. 8. Country categorization of autonomous carrier scientific interest.

VI. CONCLUSION

Based on what we've learned here, it looks like the arrival of self-driving cars (AVs) could not be bad, but rather helpful for many reasons. Even though this is a positive viewpoint, if policymakers try to create a future similar to the one presented to the participants in this study, people may be more likely to use more environmentally friendly and healthy modes of transportation, thereby improving the transportation system. It's possible that public education campaigns that stress the benefits of busy and shared transport networks could help make this future come true. The introduction of self-driving cars (AVs) could be a watershed moment in changing people's mobility

behaviours for the better by focusing on creating surroundings that support positive decisions. However, such a scenario is extremely unlikely to occur by itself. To make this happen, the government must ensure that effective rules are in place to encourage people to utilise alternative modes of transportation rather than privately owned self-driving vehicles. According to the study's findings, there appears to be plenty of opportunity for greater scientific and technological advancements and progress in a variety of research areas. These include (i) developing and integrating artificial intelligence techniques into these devices to improve their decision-making, movement planning, and interaction with people; (ii) increasingly

integrating sensors, with an eye towards the additional functions that higher levels of sensor integration may allow; and, in the case of drones, (iii) developing better techniques for controlling them.

VII. FUTURE WORK

A. System Expansion and Optimization

1) *6G Network*: Using 6G networks will allow contact with very low delay, which will greatly cut the time it takes for data to be sent between robots and edge computers. Also, 6G networks depend on satellite communication. To make sure that EDRP can work in rural or ignored areas, future study will focus on finding ways to use this feature. This could be especially helpful for watching the environment, responding to disasters, and security efforts. By using 6G's features, the suggested system might be able to keep connection strong and constant, which could ensure that data is sent reliably and operations run smoothly no matter where they are.

2) *5G Specialized Network*: The 5G network environment is good for controlling robots in rural areas where regular networks can't reach or in military and industrial settings where safety is very important. The 5G specialised network offers a separate communication space, making sure that links are stable and that the suggested system can be used in a safe setting. In the future, researchers will look into how to add 5G specialised networks to the suggested system to make it more stable and safe.

B. Applicability

Search and rescue robots can quickly handle different situations at disaster sites by using the suggested system to process data in real time. This helps keep people alive and fix the damage caused by disasters. Robots can work for longer periods of time, which lets them explore larger areas and do rescue operations. This makes work more efficient by letting people share data and work together in real time.

The suggested method can also be used to watch and direct robots in public places. Edge sharing makes it easy to do complex AI jobs that robots can't do, like those needed by large language models (LLMs), without having to upgrade the robot's computing power. It is believed that this will make it possible to provide more services, such as user reaction and policing using LLMs.

REFERENCES

- [1] Brown, D., and Webster, G. (2010). Now a stationary research platform, NASA's Mars rover Spirit starts a new chapter in red planet scientific studies. Pasadena, CA: NASA Press Release.
- [2] Prágr, M., Čížek, P., and Faigl, J. (2018). "Cost of transport estimation for legged robot based on terrain features inference from aerial scan," in IEEE/RISJ international conference on intelligent robots and systems (IROS) (Prague, Czech Republic: IEEE), 1745–1750. doi:10.1109/IROS.2018.8593374
- [3] Prágr, M., Čížek, P., and Faigl, J. (2019b). "Incremental learning of traversability cost for aerial reconnaissance support to ground units," in 2018 modelling and simulation for autonomous systems (Prague, Czech Republic: MESAS), 412–421. doi:10.1007/978-3-030-14984-0_30
- [4] Prágr, M., Čížek, P., Bayer, J., and Faigl, J. (2019a). "Online incremental learning of the terrain traversal cost in autonomous exploration," in Robotics: Science and systems, (RSS) (Freiburg im Breisgau, Germany). 1–10. doi:10.15607/RSS.2019.XV.040
- [5] Zlot, R., and Stentz, A. (2006). Market-based mu
- [6] Bayer, J., and Faigl, J. (2019). "Speeded up elevation map for exploration of large-scale subterranean environments," In 2019 Modelling and Simulation for Autonomous Systems (Palermo, Italy: MESAS), 192–202. doi:10.1007/978-3-030-43890-615
- [7] Rasmussen, C. E., and Williams, C. K. I. (2006). Gaussian processes for machine learning. Adaptive computation and machine learning. Cambridge, Mass: MIT Press.
- [8] Noon, C. E. (1988). The generalized traveling salesman problem. Ann Arbor, MI: Ph.D. thesis, University of Michigan.
- [9] Faigl, J., and Kulich, M. (2013). "On determination of goal candidates in frontier-based multi-robot exploration," in European conference on mobile robots (Barcelona, Spain: ECMR), 210–215. doi:10.1109/ECMR.2013.6698844
- [10] Oztemel, E., Kubat, C., Uygun, O., Canvar, T., Korkusuz, T., Raja, V., et al. (2009). Performance assessment of swarm robots. Hum. Comput. Interact. 7, 361–367. doi:10.1007/978-3-642-02577-8_{_}39
- [11] Tian, D., Wu, G., Boriboonsomsin, K., and Barth, M. J. (2018). Performance measurement evaluation framework and Co-Benefit/Tradeoff analysis for connected and automated vehicles (cav) applications: A survey. IEEE Intell. Transp. Syst. Mag. 10 (3), 110–122. doi:10.1109/ITS.2018.2842020
- [12] Paiva, S., Ahad, M. A., Tripathi, G., Feroz, N., and Casalino, G. (2021). Enabling technologies for urban smart mobility: Recent trends, opportunities and challenges. Sensors 21, 2143. doi:10.3390/S21062143
- [13] Tomitsch, M., and Hoggenmueller, M. (2021). "Designing human-machine interactions in the automated city: Methodologies, considerations, principles, Advances in 21st century human settlements, 2021, 25–49. doi:10.1007/978-981-15-8670-5_{_}2
- [14] Fisher, M. (2022). Urban design a permaculture.
- [15] Devine-Wright, P. (2007). "Reconsidering public acceptance of renewable energy technologies: A critical review," in Taking climate change seriously: A low carbon future for the electricity sector. Editors J. Grubb, and Pollitt (Cambridge: Cambridge University Press).
- [16] Dillon, A. (2001). User acceptance of information technology. Encycl. Hum. Factors Ergonomics 1, 1105–1109.
- [17] Davis, F. D. (1989). Perceived usefulness, perceived ease of use, and user acceptance of information technology. MIS Q. 13 (3), 319–340. doi:10.2307/249008
- [18] Venkatesh, V., Morris, M. G., Davis, G. B., and Davis, F. D. (2003). User acceptance of information technology: Toward a unified view. MIS Q. Manag. Inf. Syst. 27 (3), 425–478. doi:10.2307/30036540
- [19] Ghazizadeh, M., Lee, J. D., and Boyle, L. N. (2012). Extending the technology acceptance model to assess automation. Extending Technol. Accept. Model assess automation. Cognition, Technol. Work 14 (1), 39–49. doi:10.1007/S10111-011-0194-3
- [20] Osswald, S., Wurhofer, D., Trösterer, S., Beck, E., and Tscheligi, M. (2012). "Predicting information technology usage in the car: Towards a car technology acceptance model," in Automotive UI 2012 - 4th International Conference on Automotive User Interfaces and Interactive Vehicular Applications, Seattle, USA, October 2012, 51–58. doi:10.1145/2390256.2390264
- [21] Kapsler, S., and Abdelrahman, M. (2020). Acceptance of autonomous delivery vehicles for last-mile delivery in Germany – extending UTAUT2 with risk perceptions. Transp. Res. Part C Emerg. Technol. 111, 210–225. doi:10.1016/J.TRC.2019.12.016
- [22] Abrams, A. M., Dautzenberg, P. S., Jakobowsky, C., Ladwig, S., and Rosenthal-Von Der Pütten, A. M. (2021). A theoretical and empirical reflection on technology acceptance models for autonomous delivery robots. ACM/IEEE Int. Conf. Human-Robot Interact., 272–280. doi:10.1145/3434073.3444662
- [23] Fraedrich, E., and Lenz, B. (2016). "Societal and individual acceptance of autonomous driving," in Driving: Technical, Legal and social aspects, 621–640. Editors M. Maurer, J. C. Gerdes, B. Lenz, and H. Winner, (Springer Berlin Heidelberg). ISBN 9783662488478. doi:10.1007/978-3-662-48847-8_{_}29.